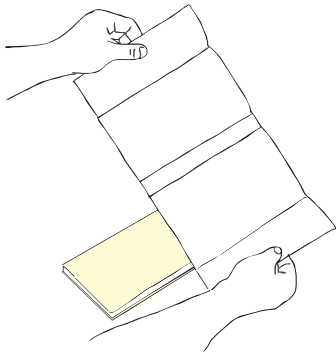


How to cover books with dust jackets (Quick method)

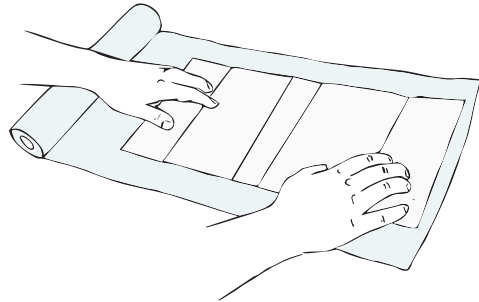
This method will cover books with dust jackets. It is very quick and offers good protection to the dust jacket. The covering can be removed, and will not damage the book.

1



Remove the dust jacket from the book. If it is an old book, this might be a good time to check it for tears that need repairing.

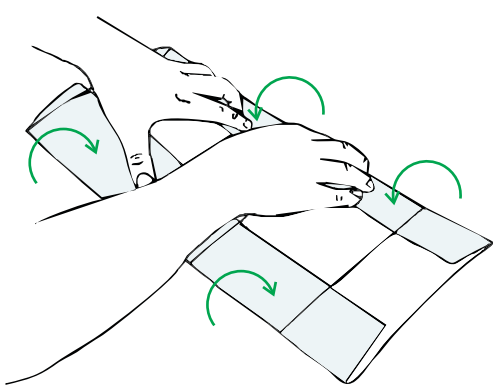
2



Roll out some covering film and lay the dust jacket face down along the length of it. There should be at least 4cm clear on the top and bottom of the cover to allow for the fold over.

Cut the film to length. You don't need to have overhang on the sides.


3



Fold the top and bottom overhang. Crease the plastic firmly so that it remains folded.

You can fold the dust jacket along the fold lines again, which creases the film and helps the covered dust jacket sit properly on the book.

4



Replace the cover on the book. You are now done!

For a more comprehensive covering method, please turn over this page.